























































Overall Results - APPRENTICE STANDARD








Pl	Name	Sail Num	Country	State	1	2	3	4	5	6	7	8	9	10	Total Points	Net Points
1	 Brett Beyer	192577	AUS	NSW	1	1	1	1	1	(18) BFD	1	(18) OCS	1	3	46	10
2	 Anthony Baisden	192641	AUS	QLD	2	2	2	(4)	2	(8)	2	2	3	1	28	16
3	 Brett Morris	185801	AUS	VIC	3	(4)	3	2	4	1	(6)	1	2	2	28	18
4	 Stuart Holdsworth	198091	AUS	NSW	6	5	4	5	(9)	2	3	3	(7)	4	48	32
5	 Anthony Powell	194970	AUS	NSW	4	(7)	5	6	7	7	(18) BFD	7	4	5	70	45
6	 Luke Parker	198118	AUS	NSW	8	12	(13)	(13)	8	3	7	4	5	9	82	56
7	 Chris Caldecoat	197551	AUS	NSW	5	3	9	9	3	5	5	(18) DNC	(18) DNC	18 DNC	93	57
8	 M Stackpool	191604	AUS	NSW	7	6	10	3	6	9	(18) BFD	(12)	8	10	89	59
9	 Jeffrey Myers	183012	AUS	NSW	10	8	8	7	10	(14)	4	(18) OCS	6	7	92	60
10	 Philip Lucas	88818	AUS	NSW	9	9	11	(14)	5	(18) BFD	12	6	10	8	102	70
11	 Chris Connell	177787	AUS	QLD	(14)	10	(16)	11	13	10	9	5	9	6	103	73
12	 Tim Neale	148683	AUS	NSW	11	11	7	10	(18) DNF	6	8	8	12	(14)	105	73
13	 Rob Way	181696	AUS	NSW	13	(15)	6	8	(14)	4	11	9	13	12	105	76
14	 Mike Dunne	197525	AUS	NSW	(15)	13	12	12	11	12	13	11	11	(15)	125	95
15	 Jules Hall	197540	AUS	NSW	12	14	15	(16)	12	13	(18) BFD	10	14	11	135	101
16	 Peter Schwarz	196436	AUS	NSW	(16)	(16)	14	15	15	11	10	13	15	13	138	106
17	 Geoff Kirk	181689	AUS	QLD	(18) DNC	(18) DNC	18 DNC	18 DNC	18 DNC	18 DNC	18 DNC	18 DNC	18 DNC	18 DNC	180	144

15 Feb 2011 23:08

Overall Results - MASTER STANDARD































Pl	Name	Sail Num	Country	State	1	2	3	4	5	6	7	8	9	10	Total Points	Net Points
1	 Bradley Taylor	192601	AUS	QLD	1	1	1	3	1	2	(4)	(15)	1	2	31	12
2	 Sean Atherton-Feeney	199099	AUS	NSW	2	2	3	1	(45) BFD	3	(45) BFD	1	3	1	106	16
3	 Mark Tonner-Joyce	184701	AUS	VIC	3	4	2	(6)	(45) BFD	1	1	2	2	4	70	19
4	 Greg Adams	197550	AUS	QLD	4	6	(10)	2	2	5	(45) BFD	4	4	3	85	30
5	 Larry Kleist	199011	AUS	NSW	5	5	5	(14)	3	12	3	5	7	(13)	72	45
6	 Christopher Dawson	192297	AUS	NSW	(45) DNF	(45) DNF	6	7	7	4	5	7	5	8	139	49
7	 Mark Skelton	184242	AUS	NSW	8	(12)	4	8	(45) BFD	8	2	3	8	10	108	51
8	 Chris Bolton	190355	AUS	VIC	6	7	7	5	5	9	(16)	(12)	10	5	82	54
9	 Ian Young	197556	AUS	NSW	11	13	(16)	4	4	6	(45) BFD	6	9	6	120	59
10	 Michael Wilson	196428	AUS	NSW	7	8	(18)	16	6	13	(45) BFD	8	6	9	136	73
11	 Bruce Hilleard	151955	AUS	NSW	9	10	9	9	11	(20)	(15)	10	11	11	115	80
12	 Andrew Ringwood	194923	AUS	QLD	12	11	14	12	14	17	(20)	(18)	14	7	139	101
13	 Oliver Shtein	199018	AUS	NSW	14	(16)	8	15	13	14	12	16	(18)	14	140	106
14	 Mark Hooper	186623	AUS	NSW	21	17	13	11	9	(29)	(45) BFD	9	15	16	185	111
15	 Peter Wallace	154311	AUS	NSW	13	9	(23)	18	22	10	(24)	13	17	18	167	120
16	 Darrin Stollznow	158871	AUS	NSW	(27)	(25)	19	20	8	7	13	14	23	20	176	124
17	 Alan Downes	192633	AUS	NSW	18	14	(24)	10	16	(25)	21	11	12	23	174	125
18	 Brett Kimmorley	195728	AUS	NSW	20	(24)	20	(22)	10	18	8	22	19	15	178	132
19	 Matt Wenke	199107	AUS	NSW	16	18	(26)	24	(45) DSQ	11	7	20	13	24	204	133
20	 Andrew Simpson	192296	AUS	NSW	23	22	11	17	17	(45) OCS	(45) BFD	21	21	12	234	144
21	 Henrik Mortensen	19	AUS	NSW	19	20	(28)	19	15	19	(22)	19	20	22	203	153
22	 Henrik Sorensen	198116	AUS	NSW	(37)	(33)	27	29	18	16	17	23	16	25	241	171
23	 Ian Westlake	191632	AUS	NSW	(31)	29	(30)	28	25	15	9	17	28	27	239	178
24	 Ian McGregor	198097	AUS	NSW	29	(34)	15	27	26	31	10	(37)	24	17	250	179
25	 Jeff Finnegan	143433	AUS	NSW	24	21	22	38	27	24	6	24	(45) DNC	(45) DNC	276	186
26	 Rodney Gardiner	169696	AUS	NSW	25	(45) DNF	25	25	(45) BFD	28	18	27	22	19	279	189
27	 Stephen Russell	184709	AUS	NSW	(35)	(36)	35	23	20	23	11	33	32	21	269	198
28	 Benjamin Hunter	199017	AUS	NSW	28	30	21	(45) DNF	19	26	23	(32)	25	26	275	198
29	 Clive Jones	196454	AUS	NSW	30	26	29	31	24	22	14	26	(45) DNC	(45) DNC	292	202
30	 Timothy Barker	167117	AUS	QLD	(36)	27	33	26	23	21	19	(35)	30	32	282	211
31	 John Morton	199030	AUS	NSW	22	19	12	13	12	(45) DNC	(45) DNC	45 DNC	45 DNC	45 DNC	303	213
32	 John Winteringham	188613	AUS	WA	(38)	28	32	(33)	21	27	27	25	31	30	292	221
33	 Robert Morton	168127	AUS	NSW	(40)	(32)	31	32	28	30	25	28	26	29	301	229
34	 Pieter Verstoep	177075	AUS	QLD	15	23	(45) DNF	(45) DNF	33	32	28	34	34	33	322	232
35	 Brian Baker	191610	AUS	NSW	34	(37)	34	30	30	(37)	26	29	29	28	314	240
36	 Maxwell Clinch	185366	AUS	NSW	32	31	(36)	(37)	29	35.50	29	31	27	31	318.50	245.50
37	 George Andrysik	191630	AUS	VIC	(39)	35	(38)	35	32	33	32	30	33	34	341	264

Port Stephens NSW - 2011 Australian Laser Masters Championships - Master Standard

38	 Rob Mcmillan	199077	AUS	NSW	10	3	(45) DNF	(45) DNC	45 DNC	45 DNC	45 DNC	45 DNC	45 DNC	45 DNC	373	283
39	 Kerry Richards	191637	AUS	VIC	42	38	37	34	31	38	30	36	(45) DNC	(45) DNC	376	286
40	 Robert Cull	187895	AUS	NSW	41	39	39	36	(45) DNF	35.50	31	(45) DNF	35	35	381.50	291.50
41	 Hank Beyer	193392	AUS	NSW	17	15	(45) DNC	(45) DNC	45 DNC	45 DNC	45 DNC	45 DNC	45 DNC	45 DNC	392	302
42	 Hugh Leicester	187884	AUS	NSW	(45) DNC	(45) DNC	17	21	45 DNF	45 DNC	45 DNC	45 DNC	45 DNC	45 DNC	398	308
43	 Paul Surrest	192298	AUS	NSW	33	(45) DNF	(45) DNC	45 DNC	45 DNC	34	45 DNC	45 DNC	45 DNC	45 DNC	427	337
44	 Simon Smith	192266	AUS	NSW	26	(45) DNF	(45) DNC	45 DNC	45 DNC	45 DNC	45 DNC	45 DNC	45 DNC	45 DNC	431	341






15 Feb 2011 23:17

Overall Results - GRAND MASTER STANDARD

Pl	Name	Sail Num	Country	State	1	2	3	4	5	6	7	8	9	10	Total Points	Net Points
1	 Colin Dibb	193391	AUS	WA	1	1	1	1	(2)	(36) BFD	2	1	1	1	47	9
2	 Stefan Kurys-Romer	192564	AUS	WA	6	4	2	(13)	1	(9)	1	3	5	7	51	29
3	 Mark Phillips	191628	AUS	NSW	3	6	3	2	3	(8)	(36) BFD	7	3	2	73	29
4	 Robert Lowndes	197530	AUS	NSW	4	2	(12)	(15)	6	6	9	4	4	3	65	38
5	 Jack Schlachter	198129	AUS	NSW	2	(10)	5	3	10	4	8	(36) OCS	2	6	86	40
6	 Timothy Alexander	163879	AUS	NSW	5	5	9	5	(13)	5	(36) BFD	2	8	4	92	43
7	 Sean Homan	197279	AUS	SA	(11)	3	8	4	7	1	6	(11)	6	9	66	44
8	 David Edmiston	198120	AUS	NSW	8	(12)	(15)	7	11	3	7	5	10	5	83	56
9	 Michael O'Brien	196431	AUS	NSW	7	8	4	8	5	7	10	(13)	7	(13)	82	56
10	 Stephen Wawn	192699	AUS	NSW	13	(18)	10	6	9	2	3	8	(17)	12	98	63
11	 James Temple	193104	AUS	VIC	12	9	(17)	(17)	8	13	5	17	12	8	118	84
12	 Ian Clare	187909	AUS	NSW	9	14	(19)	(20)	4	10	12	9	13	15	125	86
13	 Warwick Foy	184252	AUS	NSW	(21)	11	6	9	12	15	(20)	16	11	11	132	91
14	 Andrew Whittell	150815	AUS	WA	15	(27)	13	(22)	15	11	13	6	15	10	147	98
15	 John McLean	193094	AUS	QLD	10	17	7	12	14	(20)	(24)	12	9	17	142	98
16	 Andrew Finney	191631	AUS	NSW	14	13	(28)	(23)	19	17	16	18	21	19	188	137
17	 Glenn Crane	189033	AUS	NSW	17	16	(30)	26	18	18	15	10	(36) DNF	18	204	138
18	 Frank Walsh	181906	AUS	NSW	24	7	11	(25)	16	24	21	14	(36) DNF	22	200	139
19	 Peter Stephinson	170544	AUS	NSW	(36) DNF	19	14	10	23	32	14	(36) OCS	14	14	212	140
20	 Roger Hickman	155690	AUS	NSW	16	(21)	16	19	17	21	17	19	(22)	16	184	141
21	 Eckart Bischoff	191641	AUS	NSW	18	(24)	(26)	18	20	19	11	22	19	20	197	147
22	 Michael Mills	198111	AUS	NSW	23	23	23	21	25	12	4	(27)	25	(27)	210	156
23	 Neil Feller	197555	AUS	NSW	(25)	20	20	11	21	(25)	23	15	23	24	207	157
24	 Zac Stollznow	191644	AUS	NSW	20	(31)	18	14	(29)	28	19	24	18	23	224	164
25	 Geoffrey Kohlman	190352	AUS	VIC	(31)	15	(24)	24	24	22	22	23	16	21	222	167
26	 Anthony Dickson	190341	AUS	NSW	(36) DNF	33	25	16	26	16	26	21	20	(36) DNF	255	183
27	 Gary Martin	177739	AUS	NT	22	26	22	(27)	27	23	(29)	26	26	25	253	197
28	 Stephen Sampson	161257	AUS	SA	19	28	21	29	22	30	(36) BFD	(36) DNF	36 DNF	26	283	211
29	 Stephen Reynolds	161246	AUS	TAS	26	25	(31)	30	28	(31)	28	25	24	28	276	214
30	 James Stewart	178636	AUS	NSW	(36) DNF	22	(36) DNC	36 DNC	36 DNC	14	18	20	36 DNC	36 DNC	290	218
31	Jeremy Creech	198094	AUS	QLD	30	30	27	28	30	26	27	28	(36) DNC	(36) DNC	298	226
32	Robert Bartlett	152902	AUS	VIC	28	29	(36) DNC	(36) DNC	36 DNC	29	36 BFD	36 DNC	28	29	323	251
33	John Hunt	168679	AUS	NSW	29	32	32	31	31	(36) DNC	(36) DNC	36 DNC	27	36 DNF	326	254
34	John Sumner	121065	AUS	NSW	(36) DNF	(36) DNF	29	36 DNC	36 DNC	27	25	36 DNF	36 DNC	36 DNC	333	261
35	Peter Fletcher	167125	AUS	QLD	27	(36) DNF	(36) DNC	36 DNC	36 DNC	36 DNC	36 DNC	36 DNC	36 DNC	36 DNC	351	279

15 Feb 2011 23:25

Overall Results - GREAT GRAND MASTER STANDARD

Pl	Name	Sail Num	Country	State	1	2	3	4	5	6	7	8	9	10	Total Points	Net Points
1	 Graham Oborn	176910	AUS	NSW	2	1	1	1	1	1	1	1	(6) DNC	(6) DNC	21	9
2	 Don Roach	181706	AUS	NSW	3	3	2	3	2	(4)	2	2	1	(4)	26	18
3	 Maurice Meyer	193408	AUS	QLD	4	(6) DNF	3	2	3	2	(6) BFD	3	4	2	35	23
4	 John Verco	190333	AUS	NSW	(5)	(4)	4	4	4	3	3	4	3	3	37	28
5	 Rob Drury	193381	AUS	NSW	1	2	(6) DNC	(6) DNC	6 DNC	6 DNC	6 DNC	6 DNC	2	1	42	30

15 Feb 2011 23:26