





























































Laser Radial Qualifying

Pl	Name	Sail Num	Bow Num	Country	State	1	2	3	4	5	6	7	8	Total Points	Net Points		
1	KOH, Seng Leong	186757	499	SIN		2	(6)	3	1	1	2	1	1	17	11		
2	MUHAMED, Mohd Romzi	193088	458	MAS		1	(9)	4	1	2	2	9	6	34	25		
3	MAZARD, Maxime	192708	423	FRA		5	4	6	4	(15)	3	2	5	44	29	Youth	
4	JONES, Christopher	181887	435	AUS	TAS	4	5	(15)	9	4	4	1	3	45	30	Youth	
5	FRANKLIN, Benjamin	175289	434	AUS	QLD	7	2	2	11	(48) BFD	1	5	4	80	32	Youth	
6	BALDWIN, Laura	181202	461	AUS	NSW	4	1	5	3	6	(49) BFD	6	7	81	32	Women	
7	MOHD AFENDY, Khairulnizam	193112	418	MAS		1	8	1	2	12	3	7	(15)	49	34	Youth	
8	BROWN, Tristan	196432	451	AUS	WA	5	4	8	5	1	(9)	5	6	43	34		
9	CHAN , Victoria Jing Hua	194946	446	SIN		7	3	1	11	2	(16)	3	9	52	36	Women	
10	KENNEDY, Mitchell	192624	426	AUS	QLD	6	5	6	10	3	4	(12)	2	48	36	Youth	
11	YIN , Elizabeth YueLing	186755	445	SIN		6	7	2	2	5	(11)	8	8	49	38	Women	
12	FULLER, Danny	163967	466	AUS	QLD	2	(10)	10	8	6	6	7	4	53	43	Apprentice	
13	STODDART, Ashley	197274	417	AUS	QLD	8	(12)	12	9	4	5	3	7	60	48	Women's Youth	
14	WHITTINGTON, Mark	193116	432	AUS	WA	8	3	(19)	16	17	1	2	2	68	49	Youth	
15	ELLIOTT, Luke	193384	414	AUS	WA	10	6	(22)	3	10	8	4	10	73	51	Youth	
16	WEARN, Matthew	193108	401	AUS	WA	(14)	8	5	13	7	7	11	3	68	54	Youth	
17	PULLEN, Zac	193070	421	AUS	TAS	12	(14)	3	6	7	11	14	14	81	67	Youth	
18	NOYE, Elliott	193036	443	AUS	TAS	3	1	12	7	(49) BFD	49 BFD	4	1	126	77		
19	DE LANGE, Megan	196896	462	AUS	VIC	9	10	(29)	8	8	19	18	5	106	77	Women	
20	WILLMOTT, Grant	191625	471	AUS	QLD	13	9	18	19	5	(20)	6	10	100	80	Apprentice	
21	SOUTH, Alex	196906	420	AUS	NSW	3	11	(28)	18	14	5		15	16	110	82	Women's Youth
22	BARTON, Angus	192268	410	AUS	TAS	9	17	(38)	19	3	13	13	8	120	82	Youth	


















Adelaide Sailing Club - 2010 Australian Laser Championships - Radial Qualifying

23	 POREE, Nicolas	194955 494	FRA		15	11	7	17	11	10	14	(18)	103	85	Youth
24	 TORPELUND, Brendan	166791 444	AUS	QLD	10	13	(31)	25	10	7	10	12	118	87	
25	 DUDLEY, Vanessa	196907 477	AUS	NSW	21	(24)	8	4	18	18	8	11	112	88	Masters Women
26	 JOHNSTONE JNR, Stuart	196443 449	AUS	NSW	11	14	17	(22)	19	10	9	11	113	91	
27	 HOOKINGS, Luke	173433 455	AUS	SA	12	2	14	12	11	(22)	21	22	116	94	
28	 LILLEY, Jake	178692 413	AUS	QLD	17	(25)	14	15	15	12	10	18	126	101	Youth
29	 KENNEDY, Mark	162624 475	AUS	QLD	(26)	18	22	22	9	6		17	131	105	Masters
30	 O'CONNELL, Jeremy	178652 422	AUS	VIC	11	15	10	15	13	20	(26)	23	133	107	Youth
31	 KEETON, Michael	182995 482	NZL		19	(33)	24	21	13	8	16	9	143	110	Masters
32	 TORPELUND, Andrew	163896 411	AUS	QLD	17	21	9	24	8	(49) BFD	13	19	160	111	Youth
33	 LUTHER, Manon	194312 454	SUI		13	13	13	(30)	21	15	17	21	143	113	Women
34	 CASE, Brian	193026 472	AUS	VIC	15	7	(48) DNC	37	12	18	12	15	164	116	Masters
35	 HOWE, Nicholas	193397 428	AUS	NSW	18	19	7	12	16	12	(37)	33	154	117	Youth
36	 WOO, Eugene Chung Hon	185402 437	SIN		20	16	9	(34)	9	17	21	27	153	119	Youth
37	 SAY, Henry	196447 439	AUS	VIC	16	20	16	5	(24)	19		24	144	120	Youth
38	 PATTERSON, Lyndall	196429 481	AUS	QLD	23	15	(32)	29	20	9	16	13	157	125	Masters
39	 ELKS, William	196888 447	AUS	WA	16	19	(24)	23	18	17	15	17	149	125	
40	 DALE, Alison	193043 412	AUS	VIC	20	21	11	16	17	(34)	20	24	163	129	Women's Youth
41	 HARLAND, Steven	192563 469	AUS	WA	26	20	15	(32)	16	16	23	13	161	129	Apprentice
42	 FLAK, Jason	193083 463	AUS	SA	14	17	26	7	14	24	(30)	29	161	131	
43	 PHILPOTT, Daniel	193095 408	NZL		23	28	11	(31)	22	15	22	12	164	133	Youth
44	 LANE, Ashlie	174312 415	AUS	NT	25	12	4	13	26	(30)	28	30	168	138	Women's Youth
45	 MONKHOUSE, Graeme	194958 474	AUS	WA	(27)	22	16	21	21	24	19	20	170	143	Masters
46	 EHRSAM, Toby	177780 453	AUS	QLD	22	23	19	27	23	13	19	(31)	177	146	
47	 ELKS, Caitlin	196889 425	AUS	WA	18	25	13	10	(48) BFD	23	27	33	197	149	Women's Youth
48	 CIOTTI, Martina	192576 433	AUS	WA	21	16	17	6	31	33	34	(41)	199	158	Women's Youth
49	 WONG, Mark	193919 402	SIN		22	18	(34)	30	20	28	25	19	196	162	Youth
50	 MCMILLAN, Joe	195697 404	AUS	NSW	19	42	18	38	(48) BFD	14	22	14	215	167	Youth

Adelaide Sailing Club - 2010 Australian Laser Championships - Radial Qualifying

51	 KEMP, Gregory	191627	478	AUS	QLD	(32)	31	27	26	19	22	20	22	199	167	Masters	
52	 COLLINS, Rosemary	197287	460	AUS	NSW		24	26	26	26	27	26	(30)	211	181	Women	
53	 WHITLEY, Marcus	167041	498	AUS	NSW		31	35	21	20	30	27	18	(42)	224	182	Youth
54	 PATERSON, Sarah	193396	459	AUS	SA		27	22	23	28	22	23	(48) DNC	48 DNC	241	193	Women
55	 COBDEN, Thomas	181681	405	AUS	VIC		36	(37)	21	17	29	36	29	29	234	197	Youth
56	 LOWE, Mitchell	193012	407	AUS	SA		24	27	20	28	24	31	(49) DNF	49 DNC	252	203	Youth
57	 SISSINGH, Diane	193420	470	AUS	NSW		30	28	33	(42)	36	14	28	35	246	204	Apprentice Women
58	 FINNEGAN, Jeff	143433	497	AUS	NSW	(44)	38	32	33	33	21	24	23	248	204		
59	 HOMAN, Samantha	193133	457	AUS	SA		34	26	23	29	25	(40)	35	32	244	204	Women
60	 AULICH, Joel	192294	438	AUS	VIC		28	29	25	23	34	31	(39)	34	243	204	Youth
61	 MCMILLAN, Nathan	181903	430	AUS	TAS		25	32	25	18	28	38	39	(48) DNF	253	205	Youth
62	 REECE, Jordan	191601	442	AUS	NSW		29	24	27	20	(49) BFD	34	37	36	256	207	
63	 SMITH, Robert	193105	473	AUS	QLD		30	33	28	34	32	25	(38)	27	247	209	Masters
64	 SUTHERLAND, Alistair	190350	465	AUS	NSW		33	23	(37)	27	37	33	32	26	248	211	Apprentice
65	 KEMP, Jan	192623	480	AUS	QLD		34	27	29	31	32	29	31	(48) DNF	261	213	Masters
66	 PARSONS, Cameron	177066	441	AUS	VIC		41	41	20	14	28	35	(44)	38	261	217	
67	 MEECH, Christopher	195716	484	AUS	NSW		32	34	36	(38)	38	25	27	25	255	217	Grand Masters
68	 D'HELIN, John	190349	489	AUS	VIC		38	32	(41)	41	27	27	32	21	259	218	Great Grand Masters
69	 PARSONS, Malcolm	194952	483	AUS	VIC	(46)	35	42	42	33	21	24	28	271	225	Grand Masters	
70	 PHILLIPS, Kevin	191637	496	AUS	NSW		33	37	34	(39)	35	32	29	26	265	226	Great Grand Masters
71	 SMITH, Anita	190339	467	AUS	ACT		35	30	40	35	25	30	33	(49) DNC	277	228	Apprentice Women
72	 BENNETT, Liam	196449	427	AUS	NSW		38	39	33	14	35	(40)	38	34	271	231	Youth
73	 WALKER, Geoffrey	185368	485	AUS	VIC		37	42	(43)	43	36	32	25	16	274	231	Grand Masters
74	 FINNEGAN, Joshua	169688	492	AUS	NSW		29	(40)	30	37	30	36	36	39	277	237	
75	 HALSEY, Luke	145518	416	AUS	QLD		40	(45)	35	39	41	26	33	25	284	239	Youth
76	 BATE, Harry	135251	493	AUS	NSW		31	36	35	40	26	43	30	(48) DNF	289	241	Youth
77	 VINCENT, Michael	180202	500	AUS	NSW	(42)	38	30	36	23	39	42	35	285	243	Youth	
78	 WYLLIE, David	183013	490	AUS	VIC		42	36	(44)	43	34	29	31	28	287	243	Great Grand Masters

Adelaide Sailing Club - 2010 Australian Laser Championships - Radial Qualifying

79	 SKINNER, Casey	143364	403	AUS	WA	28	31	(49) DNF	35	49 BFD	37	35	32	296	247	Youth
80	 SETHI, Shevaun Su-Lyn	193873	436	SIN		(43)	43	31	32	31	39	41	37	297	254	Women's Youth
81	 VANHAKARTANO, Juha	180037	479	AUS	SA	(41)	41	36	25	39	37	40	39	298	257	Masters
82	 WITHALL, Sarah	192578	464	AUS	SA	35	40	41	24	37	(45)	42	40	304	259	Women
83	 CAMERON, John	196433	488	AUS	NSW	(48) DNF	34	45	41	39	28	34	48 DNC	317	269	Grand Masters
84	 NEIGHBOUR, Taylor	176904	429	AUS	SA	36	29	44	33	29	(49) DNF	49 DNF	49 DNC	318	269	Women's Youth
85	 RANDALL, Joseph	197288	452	AUS	VIC	43	48 DNC	(49) DNC	49 DNC	49 DNC	49 DNC	17	20	324	275	
86	 HURLING, Ken	194294	487	AUS	QLD	40	(46)	38	46	40	35	41	36	322	276	Grand Masters
87	 SPARRE, Brianna	194938	440	AUS	NSW	39	30	37	47	38	42	45	(49) DNF	327	278	Women
88	 GRIMSHAW, Julie	192269	476	AUS	VIC	37	45	(46)	45	42	38	43	31	327	281	Masters Women
89	 EHRSAM, Werner	181701	486	AUS	QLD	46	43	43	40	(48) BFD	44	36	38	338	290	Grand Masters
90	 EDWARDS, Cameron	169677	450	AUS	NSW	44	39	39	36	41	48 DNF	44	(49) DNC	340	291	
91	 CONROY, John	191607	491	AUS	NSW	45	(47)	46	46	43	41	43	37	348	301	Grand Masters
92	 MITTON, Joanne	149087	468	AUS	SA	(48)	44	42	45	42	48 DNF	40	40	349	301	Apprentice Women
93	 THOMPSON, Taryn	188595	419	AUS	SA	39	44	39	44	40	(49) DNF	48 DNC	48 DNC	351	302	Women's Youth
94	 FOSTER, Harry	161178	406	AUS	VIC	47	48	45	(49) DNF	43	41	46	49 DNC	368	319	Youth
95	 WILLIAMS, Hannah	166859	431	AUS	SA	45	46	40	44	(49) DNF	49 DNC	48 DNF	48 DNC	369	320	Women's Youth



2 Jan 2010 17:30