









Laser Radial Gold

Pl	Name	Sail Num	Bow Num	Club /Cty	Pts Carry over	1	2	3	4	5	Total Points	Net Points	
1	BOTT, Richard	194962	407	NSW	7	5	1	2	20	(25)	60	35	Apprentice
2	CHENG, Colin	185402	494	SIN	13	3	2	13	4	(26)	61	35	
3	HAUSCHILDT, Klade	192290	425	QLD	12	(16)	16	1	7	5	57	41	
4	ADAMS, Greg	190365	401	QLD	25	6	4	4	(22)	9	70	48	Master
5	KING, Gabrielle	193378	434	NSW	9	(13)	10	6	12	12	62	49	Women
6	YOUNG, Alison	192440	469	GBR	26	(27)	12	10	3	1	79	52	Women
7	LANGFORD, Mark	187903	437	NSW	31	2	17	3	(24)	2	79	55	
8	SKINNER, Curtis	186632	453	QLD	15	23	6	5	(25)	6	80	55	Youth
9	BROWN, Tristan	193386	409	WA	13	8	5	9	(27)	22	84	57	
10	SYDNEY, Scott Glen	189027	458	SIN	24	1	(24)	19	14	7	89	65	Youth
11	JONES, Christopher	181887	431	TAS	20	17	(21)	12	13	4	87	66	Youth
12	BREWSTER, Andrea	190478	408	GBR	41	(15)	7	11	5	8	87	72	Women
13	ORMSBY, Kelsey	190343	445	QLD	34	12	3	15	(37)	15	116	79	Apprentice
14	RAU, Ajay	194964	450	IND	41	7	13	(18)	8	18	105	87	
15	WHITTINGTON, Mark	193116	466	WA	52	4	11	8	(29)	16	120	91	Youth
16	NOYE, Elliott	193036	444	TAS	45	11	18	7	(34)	10	125	91	Youth
17	YIN, Elizabeth	186755	468	SIN	43	24	(31)	14	1	11	124	93	Women Women's Youth
18	EDMONDS, Mark	193385	418	NT	49	14	14	(17)	2	14	110	93	
19	KENNEDY, Mitchell	192624	490	QLD	31	9	9	20	(32)	27	128	96	Youth Sub Junior
20	CHAN, Victoria	194946	411	SIN	39	26	(29)	23	6	3	126	97	Women
21	STODDART, Ashley	191626	456	QLD	39	28	(35)	26	9	13	150	115	Women Sub Junior Women's Youth
22	SKULANDER, Zac	177729	454	NSW	51	18	(36)	21	18	19	163	127	
23	SOUTH, Alex	188780	455	NSW	50	10	26	(36)	35	17	174	138	Women Sub Junior Women's Youth
24	TORPELUND, Brendan	166791	463	QLD	48	25	25	22	23	(34)	177	143	Youth
25	WILLMOTT, Grant	191625	498	WA	50	30	20	16	(31)	29	176	145	Apprentice
26	FRANKLIN, Benjamin	123233	421	QLD	59	22	27	(29)	19	20	176	147	Youth
27	CAREW, Nick	15566	497	WA	74	(35)	15	25	15	30	194	159	Master
28	WRIGHT, Martin	181981	483	WA	67	(34)	22	30	21	21	195	161	Youth
29	MARSH, Norm	191648	439	QLD	83	29	8	(38)	10	33	201	163	Apprentice
30	COLES, Jordan	192609	412	NZL	94	19	19	(24)	17	23	196	172	Youth
31	SULKOWSKI, Ki-Raphael	188602	457	WA	48	37	23	(40)	33	35	216	176	Youth
32	VAN WEEL, Joel	178650	464	NSW	86	20	34	28	11	(39)	218	179	
33	JOHNSTONE JNR, Stuart	191606	430	NSW	76	(31)	30	31	16	28	212	181	
34	PATTERSON, Lyndall	186637	447	QLD	85	21	28	(37)	30	24	225	188	Women Master

Fremantle Sailing Club - 2009 Australian Laser Championships - Radial Gold Fleet

35	 HEYWOOD, Peter	193408 426	NSW	64	(39)	37	32	36	38	246	207	Grand Master
36	 BARTON, Angus	192268 403	TAS	92		36	32	27	26	(37)	250	213 Youth Sub Junior
37	 ELKS, William	192565 419	WA	91		32	(33)	33	28	32	249	216
38	 KELLY, Tom	174357 433	VIC	86	(40)	40	34	38	31	269	229	
39	 KURTS, Phillip	185813 435	NSW	94		33	38	35	(39)	36	275	236 Youth
40	 WILKINSON, Callum	177083 467	VIC	91		38	39	39	40	(41)	288	247 Youth DSQ



Cicerello's







5 Jan 2009 14:54



Laser Radial Silver

Pl	Name	Sail Num	Bow Num	Club /Cty	Pts Carry over	1	2	3	4	5	Total Points	Net Points
1	LOVELADY, Thomas	175996	477	WA	94	3	1	3	(8)	6	115	107 Youth
2	LANGFORD, Rohan	170509	436	TAS	101	4	3	(9)	3	3	123	114 Youth
3	LUKETINA, David	190347	438	WA	116	2	2	1	(7)	1	129	122 Master
4	HALL, Chelsea	186668	484	WA	112	1	11	7	(12)	2	145	133 Women
5	THOMPSON, Luke	193382	461	WA	113	20	6	6	(22)	4	171	149 Youth
6	LANE, Andrew	166808	493	WA	119	11	8	8	(16)	5	167	151
7	HANCOCK, Alison	159150	424	WA	111	6	17	10	(32)	9	185	153 Women
8	DYMOND, Harley	151987	417	WA	121	16	4	4	(23)	18	186	163 Great Grand Master
9	POANIEWA, Priscillia	188634	448	FRA	121	17	(28)	19	6	10	201	173 Women Women's Youth
10	MEECH, Christopher	192598	440	NSW	134	10	(19)	13	9	7	192	173 Grand Master
11	ROBERTSON, Blake	175294	451	VIC	125	27	5	2	(35)	16	210	175
12	ELLIOTT, Luke	193384	420	WA	128	(21)	16	5	20	11	201	180 Youth Sub Junior
13	DILLON, James	184261	416	NSW	115	7	23	22	(25)	13	205	180
14	TAYLOR, Michael	154294	460	WA	134	12	14	(32)	10	12	214	182
15	NEIGHBOUR, Trent	149087	442	SA	141	5	7	(20)	14	20	207	187 Youth
16	TADA, Momoko	184010	459	JPN	141	(26)	18	15	2	14	216	190 Youth Sub Junior
17	DILLON, Thomas	193393	415	NSW	131	8	10	24	19	(29)	221	192 Youth
18	NICHOLS, Warwick	176164	443	NSW	134	13	13	12	(31)	22	225	194 Master
19	YOUNG, Peter	193033	470	WA	145	19	12	16	(27)	8	227	200
20	DABIN, Timmy	179420	413	FRA	133	9	20	21	(30)	17	230	200 Youth
21	BENN, Alan	149836	405	WA	141	14	(27)	25	4	21	232	205 Master
22	CONROY, John	191607	488	NSW	144	(30)	15	14	28	19	250	220 Grand Master
23	HURLING, Ken	194294	429	QLD	147	25	22	18	11	(26)	249	223 Grand Master
24	GLOVER, Rory	174313	422	NSW	151	23	21	23	17	(27)	262	235 Youth Sub Junior
25	GROUBE, Kathryn	193414	423	WA	159	24	(32)	28	5	28	276	244 Women
26	AUSTIN, Peter	145285	402	HKG	185	(40) DNC	9	11	18	23	286	246 Youth
27	HILLIER, Frank	192288	427	NSW	166	15	24	(31)	29	15	280	249 Grand Master
28	MCPHARLIN, Nic	192580	496	WA	158	28	(31)	17	24	24	282	251 Youth
29	VINCENT, Michael	180202	491	NSW	166	18	26	26	21	(31)	288	257 Youth
30	MONKHOUSE, Graeme	193412	441	WA	97	(40) DNC	40 DNC	40 DNC	40 DNC	40 DNC	297	257 Master
31	BEACROFT, Jordon	186652	404	WA	170	29	30	(33)	1	30	293	260 Youth
32	HOMAN, Samantha	185780	428	SA	165	22	29	29	(34)	25	304	270 Women
33	JOYCE, David	160267	432	WA	177	31	25	27	13	(33)	306	273 Grand Master
34	HARLAND, Steven	192563	495	WA	118	(40) DNC	40 DNC	40 DNC	40 DNC	40 DNC	318	278 Apprentice
35	TOONEN, Jerome	150824	462	WA	176	(40) DNC	34	30	15	32	327	287 Grand Master

Fremantle Sailing Club - 2009 Australian Laser Championships - Radial Silver Fleet

36	 BUXTON, Elizabeth	193387	410	WA	180	32	33	34	26	(35)	340	305	Women Sub Junior Women's Youth
37	 KING, Ben	101511	492	WA	176	(40) DNC	40 DNC	40 DNC	33	34	363	323	Youth
38	 BELL, Doug	167045	489	CAN	168	(40) DNC	40 DNC	40 DNC	40 DNC	40 DNC	368	328	Grand Master
39	 PUNSELIE, Nadia	15286	449	WA	191	(40) DNC	40 DNC	40 DNC	40 DNC	40 DNC	391	351	Women



5 Jan 2009 14:39