







































Overall Results - APPRENTICE RADIAL

Pl	Name	Sail Num	Country	State	1	2	3	4	5	6	7	8	9	10	Total Points	Net Points
1	 Owen McMahon	198093	AUS	VIC	2	2	1	2	(3)	2	1	1	(4)	1	19	12
2	 Richard Bott	194962	AUS	NSW	1	1	2	1	2	(4)	2	(4)	1	2	20	12
3	 Martin Wilson	184257	AUS	NSW	3	(4)	(4)	4	1	1	4	2	2	3	28	20
4	 Alan Moffatt	197549	Aus	QLD	(4)	3	3	3	(4)	3	3	3	3	4	33	25
5	 Erez Kaplan	172258	AUS	NSW	(5)	5	5	5	5	5	5	(6)	5	5	51	40
6	 Jane Moffat	193425	AUS	VIC	6	6	6	(7)	6	(7)	6	5	6	6	61	47 Women
7	 Michelle Lefevre	169423	AUS	NSW	7	7	7	8	(9)	6	(9)	8	7	7	75	57 Women
8	 Stefanie Schurer	169407	GER		8	(10) DNF	(9)	6	7	9	7	7	8	8	79	60 Women
9	 Ruth McCance	188822	AUS	NSW	(10) DNC	(10) DNC	8	9	8	8	8	9	10 DNC	10 DNC	90	70 Women






















15 Feb 2011 23:29

Overall Results - MASTER RADIAL

Pl	Name	Sail Num	Country	State	1	2	3	4	5	6	7	8	9	10	Total Points	Net Points	
1	 David Early	199101	AUS	NSW	5	1	2	1	1	(9)	2	(7)	1	2	31	15	
2	 Mark Kennedy	162624	AUS	QLD	1	2	3	(7)	5	1	1	(30) OCS	2	7	59	22	
3	 John Jagger	199244	AUS	VIC	7	6	1	3	2	(18)	3	1	(8)	3	52	26	
4	 James Mitchell	177792	AUS	VIC	4	5	6	(10)	(11)	2	4	2	3	5	52	31	
5	 Vanessa Dudley	199098	AUS	NSW	(9)	3	5	4	4	(11)	9	3	9	9	66	46	Women
6	 Gary Ratcliffe	186624	AUS	NSW	8	4	8	9	8	(26)	(20)	8	7	1	99	53	
7	 Grant Willmott	191625	AUS	QLD	3	(12)	4	2	6	(14)	12	11	4	12	80	54	
8	 Martin White	198099	AUS	NSW	6	10	(11)	(11)	9	10	7	5	5	6	80	58	
9	 Norm Marsh	198081	AUS	QLD	2	7	12	(16)	3	4	13	(30) DNF	6	14	107	61	
10	 Andrew Heenan	196437	AUS	NSW	(10)	9	7	5	7	7	10	(30) OCS	10	10	105	65	
11	 Peter Burton	199237	AUS	NSW	(14)	8	9	6	(30) OCS	5	5	13	14	8	112	68	
12	 Richard Longbottom	169700	AUS	NSW	(30) DNF	11	10	12	(30) OCS	6	8	9	11	4	131	71	
13	 Hugh Bekkers	177742	AUS	QLD	11	(17)	(18)	8	12	15	11	4	13	11	120	85	
14	 Rob Hartnett	198121	AUS	VIC	13	16	(21)	(17)	10	12	6	6	12	13	126	88	
15	 Diane Sissingh	193420	AUS	NSW	12	(23)	13	13	13	8	16	10	(17)	17	142	102	Women
16	 Daniel O'Connell	197547	AUS	QLD	16	13	(19)	15	(20)	13	15	15	15	15	156	117	
17	 darren hoppe	199232	AUS	NSW	15	14	14	18	17	(25)	23	12	16	(30) DNF	184	129	
18	 Peter Charlton	195698	AUS	NSW	20	19	15	(24)	14	3	19	21	24	(30) DNF	189	135	
19	 Tony Buckingham	167107	AUS	QLD	22	18	(24)	22	15	19	14	14	(30) DNF	18	196	142	
20	 David Cradock	178627	AUS	NSW	18	15	(22)	20	18	17	(26)	16	21	20	193	145	
21	 Peter Fell	180187	AUS	QLD	19	21	17	19	19	(22)	(25)	19	20	16	197	150	
22	 Stephen Walsh	169697	AUS	NSW	21	(28)	20	14	16	20	(24)	23	18	19	203	151	
23	 John Smidmore	170543	AUS	NSW	17	20	(25)	(25)	21	24	18	17	19	21	207	157	
24	 Kevin Reeves	188616	AUS	NSW	24	(27)	23	(30) DNF	22	16	17	18	22	22	221	164	
25	 Stuart Muirhead	160308	AUS	NSW	23	22	16	21	25	21	21	25	(28)	(26)	228	174	
26	 Monica Tonner	187925	AUS	VIC	(27)	26	26	(28)	24	23	22	20	25	27	248	193	Women
27	 Anne Reynolds	163966	AUS	TAS	26	24	(28)	23	23	27	(29)	26	23	24	253	196	Women
28	 Lindsay Wilson	168662	AUS	TAS	(28)	25	(30) DNF	26	26	28	27	22	27	23	262	204	
29	 Graeme Cook	141904	AUS	NSW	25	(29)	27	27	27	(29)	28	24	26	25	267	209	




















14 Feb 2011 13:59

Overall Results - GRAND MASTER RADIAL

Pl	Name	Sail Num	Country	State	1	2	3	4	5	6	7	8	9	10	Total Points	Net Points	
1	 John Sprague	193426	AUS	NSW	1	1	2	4	1	(14)	(14)	3	1	1	42	14	
2	 Michael Pitt	188799	AUS	QLD	2	(3)	3	3	2	3	1	(8)	2	3	30	19	
3	 Christopher Meech	195716	AUS	NSW	4	2	(10)	6	3	1	2	(7)	3	2	40	23	
4	 Malcolm Parsons	194952	AUS	VIC	3	5	1	1	4	(8.50)	(12)	4	8	6	52.50	32	
5	 Gregory Phillips	197537	AUS	NSW	(8)	4	5	7	5	6	5	(13)	5	5	63	42	
6	 Peter Whipp	176743	GBR	UK	6	(9)	7	2	6	8.50	6	2	9	(10)	65.50	46.50	
7	 John Cameron	196433	AUS	NSW	7	6	9	5	7	4	4	(15)	7	(22) DNF	86	49	
8	 David Robson	195526	AUS	NSW	5	8	4	8	15	(17)	(17)	10	4	4	92	58	
9	 Klaus Schmechtig	180032	AUS	WA	(10)	7	8	(11)	8	7	3	9	10	7	80	59	
10	 Clive Humphris	197281	AUS	VIC	13	11	13	(16)	(14)	11	9	1	11	8	107	77	
11	 Warwick Nichols	176164	AUS	NSW	(14)	12	11	(14)	9	2	10	6	14	14	106	78	
12	 Mark Johnston	181697	AUS	NSW	9	(18)	6	15	13	(19)	7	14	6	9	116	79	
13	 Ian Collin	159111	AUS	NSW	15	(16)	15	9	11	5	11	5	(18)	16	121	87	
14	 Robert Green	196452	AUS	NSW	11	15	(16)	13	10	(16)	8	12	13	11	125	93	
15	 Ken Hurling	194294	AUS	QLD	12	10	14	10	12	(15)	15	11	(16)	12	127	96	
16	 John Conroy	191607	AUS	NSW	(19)	13	12	(17)	17	12	16	16	15	13	150	114	
17	 Jim Sloan	170515	AUS	QLD	16	14	(18)	12	16	10	13	(19)	17	17	152	115	
18	 John Pring	197546	AUS	QLD	17	17	17	(20)	18	13	(20)	17	12	15	166	126	
19	 Geoffrey Bruckard	152880	AUS	TAS	(20)	(20)	20	19	19	20	18	18	19	18	191	151	
20	 Warwick Thomson	177782	AUS	NSW	18	19	19	18	20	18	19	20	(22) DNC	(22) DNC	195	151	
21	 Jenni Bonniticha	187922	AUS	NSW	(22) DNC	(22) DNC	22 DNC	22 DNC	22 DNC	22 DNC	22 DNC	22 DNC	22 DNC	22 DNC	220	176	Women

15 Feb 2011 23:33

Overall Results - GREAT GRAND MASTER RADIAL

Pl	Name	Sail Num	Country	State	1	2	3	4	5	6	7	8	9	10	Total Points	Net Points
1	 Kerry Waraker	190366	AUS	QLD	1	1	(8)	3	1	(4)	1	1	1	1	22	10
2	 Lew Verdon	191608	AUS	NSW	4	4	1	(8)	2	2	(15)	2	2	3	43	20
3	 Kevin Phillips	197552	AUS	NSW	3	(8)	3	1	4	1	2	(5)	3	5	35	22
4	 Gary McCrohon	165846	AUS	NSW	5	2	(7)	4	3	(8)	3	4	4	2	42	27
5	 Stuart Allan	178624	AUS	ACT	2	3	5	2	(20) OCS	(10)	4	7	9	8	70	40
6	 David Wyllie	183013	AUS	VIC	(13)	(14)	2	6	5	7	6	10	8	7	78	51
7	 John D'Helin	190349	AUS	VIC	8	6	6	10	(20) OCS	(14)	8	3	5	6	86	52
8	 Colin Cain	199020	AUS	NSW	10	5	(13)	(20) DNC	6	11	5	8	10	9	97	64
9	 Desmond Rockliff	190364	AUS	QLD	11	7	10	(12)	11	6	(16)	9	7	4	93	65
10	 Barry Pownall	195711	AUS	NSW	6	9	9	9	8	9	9	6	(20) DNF	(20) DNC	105	65
11	 Geoffrey Lucas	192622	AUS	NSW	(14)	(16)	12	7	7	3	14	13	6	11	103	73
12	 David Flakelar	199019	AUS	NSW	9	12	4	11	(13)	12	10	11	12	(20) DNF	114	81
13	 Frank Hillier	194965	AUS	NSW	(17)	13	(14)	5	9	13	11	14	11	10	117	86
14	 Howard Taylor	190351	AUS	NSW	7	11	(20) DNF	(20) DNC	20 DNC	5	7	12	20 DNC	20 DNC	142	102
15	 Philip Eadie	199028	AUS	NSW	15	(17)	(16)	15	10	15	12	16	14	12	142	109
16	 Kris Romuld	191639	AUS	NSW	(16)	15	15	14	12	(16)	13	15	13	13	142	110
17	 Michael Heath	192710	AUS	VIC	12	10	11	13	(20) DNF	(20) DNF	18	20 DNF	15	14	153	113
18	 Kevin Overton	173466	AUS	NSW	(20) DNF	(20) DNC	20 DNC	20 DNC	20 DNC	20 OCS	17	20 DNF	20 DNC	20 DNC	197	157
19	 Gary Gorrie	199095	AUS	QLD	(20) DNF	(20) DNC	20 DNC	20 DNC	20 DNC	20 DNC	20 DNC	20 DNC	20 DNC	20 DNC	200	160

15 Feb 2011 23:37