






























































Radial Rig Qualifying

Pl	Name	Sail Num	Country	State	1	2	3	4	5	6	7	8	9	10	11	12	13	14	15	16	Total Points	Net Points
1	WEIR, Krystal	180195	AUS	VIC	2	1	(19)	1	1	3	1										28	9 Women
2	WEARN, Matthew	199015	AUS	WA	1	1	3	2	1	1	(5)										14	9 U17
3	FRANKLIN, Benjamin	191627	AUS	QLD	3	2	2	3	3	1	(4)										18	14
4	KENNEDY, Mitchell	192624	AUS	QLD	(6)	4	5	1	2	3	3										24	18 U19
5	MERRITT, Simon	199246	AUS	VIC	1	5	10	(13)	2	2	3										36	23
6	HANSON, Elliot	195302	GBR		(4)	4	4	3	4	4	4										27	23 U19
7	BROWN, Tristan	196432	AUS	WA	2	2	14	2	(17)	2	2										41	24
8	LILLEY, Jake	192650	AUS	QLD	5	3	2	(28)	10	4	2										54	26 U19
9	DOUGLAS, Cameron	195210	GBR		14	(50) DNF	5	5	3	5	6										88	38 U19
10	ELLIOTT, Luke	193384	AUS	WA	9	3	14	(17)	9	6	1										59	42 U19
11	KING, Gabrielle	193378	AUS	NSW	12	7	3	7	4	(13)	10										56	43 Women
12	O'CONNELL, Jeremy	197284	AUS	VIC	8	6	4	(12)	6	7	12										55	43 U19
13	NIKOLAEV, Maxim	171513	RUS		5	(15)	7	11	5	7	10										60	45 U17
14	PULLEN, Zac	193070	AUS	TAS	3	9	16	(17)	7	8	5										65	48 U19
15	SOUTH, Alex	199102	AUS	NSW	10	9	1	(16)	10	15	7										68	52 U19 Women
16	STODDART, Ashley	199110	AUS	QLD	15	6	6	(21)	9	10	7										74	53 U19 Women
17	SMITH, Daniel	199104	AUS	QLD	11	10	(18)	8	7	8	9										71	53 U19
18	CHIAVARINI, Lorenzo Brando	197686	GBR		6	7	(21)	4	18	11	8										75	54 U19
19	LUTHER, Manon	199056	SUI		10	5	12	(15)	6	14	11										73	58 Women
20	VINCENT, Thomas	192292	AUS	VIC	13	8	8	6	14	(16)	11										76	60 U17
21	DARCEY, Andrew	199256	AUS	SA	7	11	(24)	15	12	9	8										86	62
22	MAZARD, Maxime	192708	FRA		12	15	(30)	14	11	5	6										93	63 U19
23	SPEARMAN, Mark	193390	AUS	WA	11	11	9	(18)	8	13	13										83	65 U17
24	TORPELUND, Brendan	166791	AUS	QLD	13	8	15	(24)	5	12	13										90	66
25	TORPELUND, Andrew	163896	AUS	QLD	7	13	12	16	8	(17)	15										88	71 U19














Georges River - 2011 Australian Laser Championships - Radial Qualifying

26	 KENNEDY, Mark	162624 AUS	QLD	17	12	1	19	16	14	(23)											102	79
27	 MCMILLAN, Joe	197533 AUS	NSW	16	13	9	(35)	15	20	9											117	82 U19
28	 CHOO, Terence	193879 SIN		9	19	13	9	(21)	19	14											104	83 U19
29	 SAY, Henry	196447 AUS	VIC	16	21	(23)	7	11	16	17											111	88
30	 EARLY, David	185817 AUS	NSW	4	(50) OCS	27	22	14	10	12											139	89
31	 LANGFORD, Rohan	170509 AUS	TAS	20	16	15	12	15	(21)	20											119	98
32	 PORÉE, Nicolas	194955 FRA		19	17	22	(24)	12	12	20											126	102 U19
33	 HEYWOOD, Peter	198117 AUS	NSW	15	17	(31)	20	13	18	19											133	102
34	 VAN WEEL, Joel	178650 AUS	VIC	8	(50) OCS	34	10	16	9	26											153	103
35	 ANDERSEN, Chris	199092 AUS	NSW	18	22	(28)	20	17	11	16											132	104 U17
36	 DUNCAN, Lewis	197269 AUS	VIC	20	18	(44)	25	18	6	18											149	105 U19
37	 LANE, Ashlie	199109 AUS	NT	19	20	13	9	19	(27)	27											134	107 U19 Women
38	 EVANS, Ella	198104 AUS	QLD	25	(26)	17	5	20	20	21											134	108 U19 Women
39	 COLLINS, Rosemary	197287 AUS	NSW	21	21	6	21	(27)	25	14											135	108 Women
40	 KELLY, Ryan	192698 AUS	SA	23	(32)	11	10	23	22	19											140	108
41	 WUBBEN, Nicholas	198101 AUS	NSW	14	14	20	(38)	21	18	21											146	108 U19
42	 DUDLEY, Vanessa	196907 AUS	NSW	24	14	22	(39)	13	22	16											150	111 Women
43	 WHITE, Martin	198099 AUS	NSW	21	12	(29)	22	19	21	17											141	112
44	 HALSEY, Luke	198089 AUS	QLD	22	10	(36)	31	20	15	15											149	113 U19
45	 ELKS, Caitlin	196889 AUS	WA	18	16	16	(26)	25	19	22											142	116 U19 Women
46	 STEPHENS, Luke	196905 AUS	SA	28	(40)	17	13	25	17	18											158	118
47	 EVANS, Louise	195537 AUS	QLD	25	25	10	14	24	(26)	24											148	122 U17 Women
48	 WILLIAMS, Helema	195712 COK		(35)	28	7	11	32	27	25											165	130 Women
49	 WILSON, Martin	184257 AUS	NSW	17	18	26	(33)	24	23	28											169	136
50	 HOWE, Nicholas	191645 AUS	NSW	24	27	11	25	26	(30)	25											168	138
51	 IMENEO, Lachlan	193067 AUS	VIC	22	24	25	27	(30)	23	24											175	145 U19
52	 MAKIN, Grant	178646 AUS	NSW	27	26	(32)	18	22	31	23											179	147 U17
53	 CLARK, Andrew	186666 AUS	NSW	28	27	27	(34)	22	24	27											189	155 U19
54	 MCCATHIE, Luke	163973 AUS	NSW	32	(37)	18	28	23	26	30											194	157
55	 SMITH, Robert	193105 AUS	QLD	30	19	(33)	23	32	31	22											190	157
56	 LOWE, Mitchell	193012 AUS	SA	31	22	32	29	26	(50) DNF	26											216	166 U19

Georges River - 2011 Australian Laser Championships - Radial Qualifying

57	 MEECH, Christopher	195716	AUS	NSW	23	20	42	26	31	25	(50) DNF								217	167
58	 NOYE, Lewis	197280	AUS	TAS	29	31	8	30	35	36	(37)								206	169 U19
59	 LEE, Ian	198103	AUS	VIC	(37)	28	19	32	28	32	32								208	171 U17
60	 WYLLIE, David	183013	AUS	VIC	26	23	(40)	36	31	28	28								212	172
61	 DILLON, James	184261	AUS	NSW	31	36	28	6	38	35	(39)								213	174
62	 CIOTTI, Martina	192576	AUS	WA	34	33	39	4	33	32	(42)								217	175 Women
63	 DILLON, Thomas	193393	AUS	NSW	(33)	29	23	32	30	30	32								209	176
64	 HOMAN, Samantha	193133	AUS	SA	33	29	(41)	30	29	29	29								220	179 Women
65	 SISSINGH, Diane	193420	AUS	NSW	32	30	24	(38)	33	28	34								219	181 Women
66	 BATE, Harry	135251	AUS	NSW	27	25	(38)	31	29	34	35								219	181 U19
67	 KELLY, William	177083	AUS	VIC	(50) DNF	24	26	50 RAF	28	24	30								232	182 U19
68	 SAY, Isabella	196444	AUS	VIC	(44)	36	20	8	40	41	39								228	184 U17 Women
69	 GOLIC, Stefan	187923	AUS	WA	29	31	21	(50) OCS	27	50 DNF	29								237	187 U17
70	 AULICH, Joel	196906	AUS	VIC	34	35	30	23	35	(38)	33								228	190
71	 KERR-READ, Mitchell	193031	AUS	VIC	39	30	25	19	(44)	36	43								236	192 U17
72	 STRANACK, Oscar	168137	AUS	NSW	(39)	37	35	27	36	29	31								234	195 U19
73	 BROWN, Richard	193102	AUS	NSW	26	23	36	40	(50) DNC	50 DNC	31								256	206
74	 ASMAL, Oisín	181707	AUS	TAS	36	35	29	(44)	34	37	36								251	207 U19
75	 BENNETT, Liam	196449	AUS	NSW	38	38	31	29	39	35	(50) OCS								260	210
76	 FINNEGAN, Josh	43433	AUS	NSW	30	34	45	(50) OCS	34	37	34								264	214
77	 WHITTON, Lindsay	175288	AUS	NSW	(43)	42	33	41	37	33	37								266	223
78	 KELLY, Joe	193040	AUS	SA	41	41	34	33	37	40	(44)								270	226 U17
79	 SPARRE, Brianna	194938	AUS	NSW	37	34	42	41	41	(50) DNF	33								278	228 Women
80	 GENTRY, Michael	197534	AUS	NSW	42	32	41	39	38	38	(50) DNF								280	230
81	 HURLING, Ken	194294	AUS	QLD	36	33	47	45	36	34	(50) DNF								281	231
82	 LETCHER, Luke	184263	AUS	ACT	40	39	(45)	42	42	33	35								276	231 U19
83	 WALSH, Stephen	169697	AUS	NSW	38	(50) DNF	44	34	43	39	40								288	238
84	 EDWARDS, Cameron	169677	AUS	NSW	45	41	35	35	46	(50) DNF	41								293	243

Georges River - 2011 Australian Laser Championships - Radial Qualifying

85	 THOMPSON, Taryn	193396	AUS	SA	41	38	43	37	(45)	42	43									289	244	U19 Women
86	 BARTON, Emma	192268	AUS	TAS	46	(50) DNF	38	37	43	40	41									295	245	U17 Women
87	 SURMON, Doug	135283	AUS	NSW	43	42	37	43	(44)	42	40									291	247	
88	 ROMULD, Kristian	191639	AUS	NSW	40	39	39	44	41	44	(45)									292	247	
89	 CROSSMAN, Lauren	175980	AUS	NSW	44	40	(46)	40	42	45	38									295	249	Women
90	 VAUGHAN, Michael	196425	AUS	TAS	42	(50) DNF	43	45	40	41	38									299	249	
91	 SPARRE, Mikaela	197553	AUS	NSW	47	(50) DNF	37	43	39	50 DNF	36									302	252	U19 Women
92	 SURMON, Diarmait	141939	AUS	NSW	35	(50) DNF	48	47	46	39	50 DNF									315	265	U19
93	 MCCLELLAND, Tom	185825	AUS	NSW	47	(50) DNF	40	36	48	44	50 DNF									315	265	U17
94	 EGGINS, Caitlyn	163194	AUS	TAS	45	44	(46)	42	45	43	46									311	265	U17 Women
95	 FOSTER, Harry	161178	AUS	VIC	46	43	(48)	46	47	43	47									320	272	U19
96	 STRANACK, Angus	182352	AUS	NSW	(50) DNF	50 DNF	47	46	47	46	42									328	278	U17
97	 DE LANGE, Megan	196896	AUS	VIC	(50) DNC	50 DNC	50 DNC	50 DNC	50 DNC	50 DNC	50 DNC									350	300	Women

2 Jan 2011 17:02