




























## Laser Radial Gold

Pl	Name	Sail Num	Bow Num	Country	State	Pts Carry over	1	2	3	Total Points	Net Points
1	KOH, Seng Leong	186757	499	SIN		11	1	(3)	2	17	14
2	MUHAMED, Mohd Romzi	193088	458	MAS		25	13	(16)	5	59	43
3	FRANKLIN, Benjamin	175289	434	AUS	QLD	32	9	4	(23)	68	45 Youth
4	BROWN, Tristan	196432	451	AUS	WA	34	5	6	(8)	53	45
5	JONES, Christopher	181887	435	AUS	TAS	30	2	14	(26)	72	46 Youth
6	MAZARD, Maxime	192708	423	FRA		29	8	12	(21)	70	49 Youth
7	WHITTINGTON, Mark	193116	432	AUS	WA	49	(3)	1	3	56	53 Youth
8	KENNEDY, Mitchell	192624	426	AUS	QLD	36	16	2	(22)	76	54 Youth
9	YIN , Elizabeth YueLing	186755	445	SIN		38	(32)	10	7	87	55 Women
10	FULLER, Danny	163967	466	AUS	QLD	43	(11)	7	9	70	59 Apprentice
11	BALDWIN, Laura	181202	461	AUS	NSW	32	(17)	17	13	79	62 Women
12	MOHD AFENDY, Khairulnizam	193112	418	MAS		34	14	(15)	15	78	63 Youth
13	ELLIOTT, Luke	193384	414	AUS	WA	51	7	8	(27)	93	66 Youth
14	CHAN , Victoria Jing Hua	194946	446	SIN		36	(20)	18	14	88	68 Women
15	WEARN, Matthew	193108	401	AUS	WA	54	6	9	(10)	79	69 Youth
16	NOYE, Elliott	193036	443	AUS	TAS	77	4	5	(19)	105	86
17	STODDART, Ashley	197274	417	AUS	QLD	48	15	24	(30)	117	87 Women's Youth
18	DE LANGE, Megan	196896	462	AUS	VIC	77	10	11	(17)	115	98 Women
19	PULLEN, Zac	193070	421	AUS	TAS	67	21	13	(38)	139	101 Youth
20	SOUTH, Alex	196906	420	AUS	NSW	82	12	26	(31)	151	120 Women's Youth
21	WILLMOTT, Grant	191625	471	AUS	QLD	80	26	19	(28)	153	125 Apprentice
22	HOOKINGS, Luke	173433	455	AUS	SA	94	35	(41)	4	174	133
23	POREE, Nicolas	194955	494	FRA		85	(28)	28	20	161	133 Youth

Adelaide Sailing Club - 2010 Australian Laser Championships - Radial Gold Fleet

24	 TORPELUND, Brendan	166791 444	AUS	QLD	87	27	20	(42)	176	134	
25	 BARTON, Angus	192268 410	AUS	TAS	82	24	32	(37)	175	138	Youth
26	 JOHNSTONE JNR, Stuart	196443 449	AUS	NSW	91	22	(33)	32	178	145	
27	 DUDLEY, Vanessa	196907 477	AUS	NSW	88	36	25	(40)	189	149	Masters Women
28	 KENNEDY, Mark	162624 475	AUS	QLD	105	29	(31)	18	183	152	Masters
29	 LILLEY, Jake	178692 413	AUS	QLD	101	25	29	(41)	196	155	Youth
30	 TORPELUND, Andrew	163896 411	AUS	QLD	111	18	(43)	29	201	158	Youth
31	 KEETON, Michael	182995 482	NZL		110	23	27	(43)	203	160	Masters
32	 ELKS, William	196888 447	AUS	WA	125	19	23	(25)	192	167	
33	 O'CONNELL, Jeremy	178652 422	AUS	VIC	107	37	(49) DNF	24	217	168	Youth
34	 HOWE, Nicholas	193397 428	AUS	NSW	117	(47)	44	12	220	173	Youth
35	 PATTERSON, Lyndall	196429 481	AUS	QLD	125	31	22	(33)	211	178	Masters
36	 DALE, Alison	193043 412	AUS	VIC	129	(43)	42	11	225	182	Women's Youth
37	 WOO, Eugene Chung Hon	185402 437	SIN		119	30	(38)	35	222	184	Youth
38	 CASE, Brian	193026 472	AUS	VIC	116	41	30	(47)	234	187	Masters
39	 HARLAND, Steven	192563 469	AUS	WA	129	38	21	(45)	233	188	Apprentice
40	 LUTHER, Manon	194312 454	SUI		113	(42)	36	39	230	188	Women
41	 LANE, Ashlie	174312 415	AUS	NT	138	(46)	40	16	240	194	Women's Youth
42	 ELKS, Caitlin	196889 425	AUS	WA	149	45	(47)	6	247	200	Women's Youth
43	 PHILPOTT, Daniel	193095 408	NZL		133	34	34	(44)	245	201	Youth
44	 FLAK, Jason	193083 463	AUS	SA	131	(39)	37	36	243	204	
45	 CIOTTI, Martina	192576 433	AUS	WA	158	(48)	46	1	253	205	Women's Youth
46	 SAY, Henry	196447 439	AUS	VIC	120	44	45	(49) DNC	258	209	Youth
47	 EHRSAM, Toby	177780 453	AUS	QLD	146	33	(35)	34	248	213	
48	 MONKHOUSE, Graeme	194958 474	AUS	WA	143	40	39	(46)	268	222	Masters



























4 Jan 2010 14:49



## Laser Radial Silver

Pl	Name	Sail Num	Bow Num	Country	State	Pts Carry over	1	2	3	Total Points	Net Points	
1	MCMILLAN, Joe	195697	404	AUS	NSW	167	1	2	(8)	178	170	Youth
2	KEMP, Gregory	191627	478	AUS	QLD	167	3	3	(22)	195	173	Masters
3	WONG, Mark	193919	402	SIN		162	(11)	11	11	195	184	Youth
4	WHITLEY, Marcus	167041	498	AUS	NSW	182	8	(30)	4	224	194	Youth
5	COLLINS, Rosemary	197287	460	AUS	NSW	181	12	14	(21)	228	207	Women
6	COBDEN, Thomas	181681	405	AUS	VIC	197	(18)	16	3	234	216	Youth
7	FINNEGAN, Jeff	143433	497	AUS	NSW	204	7	8	(35)	254	219	Masters
8	SUTHERLAND, Alistair	190350	465	AUS	NSW	211	9	4	(14)	238	224	Apprentice
9	KEMP, Jan	192623	480	AUS	QLD	213	6	5	(10)	234	224	Masters
10	AULICH, Joel	192294	438	AUS	VIC	204	15	(18)	5	242	224	Youth
11	MEECH, Christopher	195716	484	AUS	NSW	217	5	6	(13)	241	228	Grand Masters
12	HOMAN, Samantha	193133	457	AUS	SA	204	21	(22)	6	253	231	Women
13	REECE, Jordan	191601	442	AUS	NSW	207	27	(48) DNC	7	289	241	
14	SMITH, Robert	193105	473	AUS	QLD	209	(24)	20	12	265	241	Masters
15	D'HELIN, John	190349	489	AUS	VIC	218	17	7	(32)	274	242	Great Grand Masters
16	WALKER, Geoffrey	185368	485	AUS	VIC	231	4	9	(33)	277	244	Grand Masters
17	PARSONS, Cameron	177066	441	AUS	VIC	217	(33)	27	1	278	245	
18	MCMILLAN, Nathan	181903	430	AUS	TAS	205	20	21	(23)	269	246	Youth
19	SISSINGH, Diane	193420	470	AUS	NSW	204	(48) DNF	15	29	296	248	Apprentice Women
20	LOWE, Mitchell	193012	407	AUS	SA	203	29	(48) DNF	16	296	248	Youth
21	PHILLIPS, Kevin	191637	496	AUS	NSW	226	10	13	(28)	277	249	Great Grand Masters
22	PARSONS, Malcolm	194952	483	AUS	VIC	225	14	10	(37)	286	249	Grand Masters
23	SMITH, Anita	190339	467	AUS	ACT	228	(19)	19	17	283	264	Apprentice Women

Adelaide Sailing Club - 2010 Australian Laser Championships - Radial Silver Fleet

24	 WYLLIE, David	183013	490	AUS	VIC	243	(23)	12	20	298	275	Great Grand Masters	
25	 RANDALL, Joseph	197288	452	AUS	VIC	275		2	1	(9)	287	278	
26	 BATE, Harry	135251	493	AUS	NSW	241		13	24	(25)	303	278 Youth	
27	 VINCENT, Michael	180202	500	AUS	NSW	243	(32)	17	18		310	278 Youth	
28	 HALSEY, Luke	145518	416	AUS	QLD	239		16	(48)	DNF	26	329	281 Youth
29	 BENNETT, Liam	196449	427	AUS	NSW	231		31	(48)	DNF	19	329	281 Youth
30	 FINNEGAN, Joshua	169688	492	AUS	NSW	237		25	(48)	DNF	27	337	289
31	 PATERSON, Sarah	193396	459	AUS	SA	193	(48)	DNF	48	DNF	48	337	289 Women
32	 SETHI, Shevaun Su-Lyn	193873	436	SIN		254	(34)	26	15		329	295 Women's Youth	
33	 SKINNER, Casey	143364	403	AUS	WA	247		26	(48)	DNF	31	352	304 Youth
34	 VANHAKARTANO, Juha	180037	479	AUS	SA	257	(30)	29	30		346	316 Masters	
35	 NEIGHBOUR, Taylor	176904	429	AUS	SA	269	(48)	DNF	48	DNF	2	367	319 Women's Youth
36	 EHRSAM, Werner	181701	486	AUS	QLD	290		28	25	(40)	383	343 Grand Masters	
37	 CONROY, John	191607	491	AUS	NSW	301		22	23	(41)	387	346 Grand Masters	
38	 WITHALL, Sarah	192578	464	AUS	SA	259		39	(48)	DNF	48	394	346 Women
39	 EDWARDS, Cameron	169677	450	AUS	NSW	291		36	(48)	DNF	24	399	351
40	 SPARRE, Brianna	194938	440	AUS	NSW	278		37	(48)	DNF	36	399	351 Women
41	 GRIMSHAW, Julie	192269	476	AUS	VIC	281		35	(48)	DNF	42	406	358 Masters Women
42	 MITTON, Joanne	149087	468	AUS	SA	301	(38)	28	34		401	363 Apprentice Women	
43	 HURLING, Ken	194294	487	AUS	QLD	276	(48)	DNF	48	DNF	39	411	363 Grand Masters
44	 CAMERON, John	196433	488	AUS	NSW	269	(48)	DNF	48	DNF	48	413	365 Grand Masters
45	 THOMPSON, Taryn	188595	419	AUS	SA	302	(48)	DNF	48	DNF	48	446	398 Women's Youth
46	 WILLIAMS, Hannah	166859	431	AUS	SA	320	(48)	DNF	48	DNF	38	454	406 Women's Youth
47	 FOSTER, Harry	161178	406	AUS	VIC	319	(48)	DNF	48	DNF	48	463	415 Youth



4 Jan 2010 14:49