




















Overall Results - Laser Standard

Pl	Name	Sail Num	Bow Num	Club /Cty	1	2	3	4	5	6	7	8	9	10	11	12	Total Points	Net Points
1	BRUNNING, Ashley	193100	304	NSW	1	2	1	3	3	(7)	(7)	4	3	3	1	4	39	25
2	DEL SOLAR, Matias	161167	364	CHI	4	(6)	(7)	1	2	3	6	1	4	2	2	1	39	26
3	WESTMAN, Fredrik	194927	342	FIN	(9)	1	2	4	4	4	5	2	2	1	3	(9)	46	28
4	HANNAN, Ryan	188613	321	WA	5	4	8	5	7	6	4	3	(13)	7	(15)	7	84	56
5	BURMAN, James	191644	305	NSW	2	3	(41) BFD	2	12	10	1	5	1	(41) DNF	20	10	148	66
6	BURTON, Thomas	193403	306	NSW	7	9	3	13	5	2	11	(15)	11	4	(16)	2	98	67
7	BOTTONI, Christoph	194926	303	SUI	3	5	5	7	8	9	14	6	6	5	(26)	(16)	110	68
8	TWEDDELL, Oliver	186644	338	GBR	15	8	6	(17)	1	16	2	7	5	11	8	(23)	119	79
9	GUNTHER, Ben	194936	320	VIC	8	12	(41) BFD	10	(41) DNC	1	3	11	10	8	24	6	175	93
10	PALK, Ryan	192291	359	QLD	10	11	4	9	13	13	(18)	12	9	9	(14)	3	125	93
11	HUGHES, Todd	190363	324	SA	6	14	14	8	6	11	8	(28)	14	12	6	(19)	146	99
12	CASTLES, Timothy	188598	308	WA	12	(16)	9	16	10	12	10	9	15	10	(35)	12	166	115
13	FLINTOFF, Jake	193417	317	WA	20	7	(41) BFD	18	14	(41) DSQ	9	13	7	20	5	13	208	126
14	CHANT, Joshua	188608	309	NSW	14	21	13	14	15	5	15	(32)	(23)	18	9	5	184	129
15	BLY, Sean	185367	302	VIC	13	17	(41) BFD	6	19	8	(25)	17	17	16	4	18	201	135
16	WEST, Jared	193122	341	QLD	(41) DSQ	(23)	10	12	11	19	21	8	12	23	7	14	201	137
17	STODDART, Ryan	187901	337	QLD	11	(19)	15	15	16	15	(41) DNC	16	18	6	13	15	200	140
18	CONDE, Peter	181911	312	QLD	27	20	12	11	9	20	13	(29)	22	15	(34)	17	229	166 Master
19	LLOYD, Ashley	183009	330	QLD	19	15	11	24	24	(41) DNC	12	(41) DSQ	25	21	12	8	253	171
20	SCHOENHOFF, Thor	193380	335	WA	21	27	17	22	21	18	16	10	8	13	(29)	(28)	230	173
21	DIBB, Colin	193391	313	WA	(24)	10	19	19	17	22	19	19	(24)	24	17	11	225	177 Master
22	LESLIE, Richard	175998	329	WA	18	18	18	(21)	18	(21)	20	21	21	19	21	21	237	195
23	ONG, Shane	186748	332	SIN	16	24	16	(41) DNF	26	14	22	18	(27)	25	11	25	265	197

Fremantle Sailing Club - 2009 Australian Laser Championships - Standard

24	 LOVELADY, Grant	184669	362	WA	26	13	(41) DNC	23	22	17	17	20	19	17	25	(27)	267	199	Apprentice
25	 UTTING, Bradley	190340	339	WA	22	25	(41) BFD	20	20	(28)	23	14	20	14	27	20	274	205	
26	 EWERS, Cameron	176940	316	WA	25	22	22	(27)	25	25	24	26	26	22	19	(29)	292	236	
27	 HOMAN, Sean	175298	323	SA	23	28	21	25	27	26	26	25	(29)	27	(30)	24	311	252	Grand Master
28	 UTTING, Bruce	156758	340	WA	(31)	31	(41) BFD	28	29	23	27	24	28	28	10	31	331	259	Master
29	 PATTERSON, Keith	186633	333	WA	28	26	23	29	28	30	28	27	30	26	(41) DNC	(41) DNC	357	275	Grand Master
30	 ROSE, Justin	158867	334	WA	29	29	26	31	(41) DNF	27	(41) DNC	23	32	41 DNC	18	22	360	278	Apprentice
31	 SLAUGHTER, Paul	193390	336	WA	17	(41) DNF	20	(41) DNC	23	24	41 DNC	22	16	41 DNC	41 DNC	41 DNC	368	286	Apprentice
32	 EDMISTON, David	192300	315	NSW	30	(33)	24	30	(32)	29	29	30	31	31	23	32	354	289	Grand Master
33	 CLARE, Ian	187909	311	NSW	32	32	25	32	31	31	(41) DNC	31	(33)	29	31	33	381	307	Grand Master
34	 FREARS, Tim	182970	318	SA	(34)	(34)	27	33	33	33	32	33	34	32	28	30	383	315	
35	 MEEHAN, David	151963	331	WA	33	35	(41) BFD	(41) DNC	30	32	31	41 DSQ	36	30	22	26	398	316	
36	 HUMPHRIES, Peter	114520	325	VIC	36	37	(41) DNC	(41) DNC	34	34	30	34	35	33	32	34	421	339	Grand Master
37	 DOYLE, Peter	181682	314	NSW	38	38	(41) BFD	36	35	35	(41) DNC	35	37	34	33	35	438	356	Grand Master
38	 BUTERS, Geert	155669	346	WA	(41) DPI	(41) DPI	29	35	36	41 DNC	41 DNF	41 DNF	41 DNC	35	36	36	453	371	Grand Master
39	 KURYS-ROMER, Stefan	192564	327	WA	35	30	(41) DSQ	26	(41) DNC	41 DNC	41 DNC	41 DNC	41 DNC	41 DNC	41 DNC	41 DNC	460	378	Grand Master
40	 HILLIER, Francois	189035	322	NSW	37	36	28	34	(41) DNC	(41) DNC	41 DNC	41 DNC	41 DNC	41 DNC	41 DNC	41 DNC	463	381	



5 Jan 2009 13:27