


















## Overall Results - Laser 4.7

Pl	Name	Sail Num	Bow Num	Club / Cty	1	2	3	4	5	6	7	8	9	10	11	Total Points	Net Points
1	PORÉE, Nicolas	194955	224	FRA	3	2	2	1	(6)	1	(5)	1	5	1	2	29	18
2	DARBY, Megan	185396	241	NSW	2	1	4	4	3	2	(11)	4	1	(23)	3	58	24 Women
3	TORPELUND, Andrew	163896	229	QLD	(8)	4	(38) DSQ	3	1	4	4	2	3	4	5	76	30
4	DALE, Alison	193043	209	VIC	6	9	6	8	2	7	2	6	(10)	(18)	7	81	53 Women
5	WONG, Mark	182022	233	SIN	9	(18)	(12)	6	12	3	3	9	4	3	9	88	58
6	COLLINGS, Stephen	177071	208	VIC	5	3	3	5	8	6	8	12	9	(32)	(38) OCS	129	59
7	PULLEN, Zac	193070	225	TAS	(15)	12	7	2	11	11	10	5	6	5	(17)	101	69
8	ELKS, Caitlin	192566	210	WA	4	5	10	9	10	(15)	1	10	(18)	12	15	109	76 Women
9	GRAY, Ben	181709	215	VIC	(13)	6	13	7	4	8	13	(16)	7	7	12	106	77
10	CIOTTI, Martina	192576	207	WA	12	7	18	11	5	5	(20)	3	11	(27)	8	127	80 Women
11	HOWE, Nicholas	191645	217	NSW	11	(19)	16	10	13	9	(18)	15	16	2	1	130	93
12	KNIGHT, Alexander	172236	218	WA	(19)	8	8	17	7	17	15	8	2	11	(23)	135	93
13	PUNSELIE, Kevin	152865	226	WA	1	16	1	16	9	13	17	(23)	13	15	(18)	142	101
14	LANE, Ashlie	174312	220	NT	10	10	14	13	14	14	(21)	13	(22)	9	4	144	101 Women
15	FASTE, Harald	186929	213	NOR	14	13	11	18	(20)	16	(25)	17	15	6	6	161	116
16	BRUNNER, Ross	193069	203	WA	7	15	(23)	20	15	12	16	11	14	(30)	10	173	120
17	VINCENT, Thomas	192292	230	VIC	(18)	14	17	14	(19)	10	14	18	17	13	11	165	128
18	EVANGELISTI, Zac	190367	211	WA	22	(38) DSQ	5	23	16	23	7	7	8	19	(24)	192	130
19	EVANS, Ella	184226	212	QLD	16	17	(38) DSQ	12	21	18	9	(29)	12	17	14	203	136 Women
20	BENNETT, Liam	166820	202	NSW DPI	29	11	9	15	(38) DSQ	(38) DSQ	24	14	19	21	19	237	161
21	KURTS, Michael	193398	219	NSW	17	22	15	19	(25)	19	19	24	(29)	22	21	232	178
22	SUTHERLAND, Casey	180193	228	QLD	21	21	22	24	18	21	(31)	(32)	26	14	16	246	183 Women

Fremantle Sailing Club - 2009 Australian Laser Championships - 4.7

23		BLACKBURN, Alison	188612	239	WA	23	24	21	21	22	(26)	12	25	20	24	(33)	251	192	Women
24		CHARLWOOD, Samantha	119039	205	WA	(27)	27	24	(28)	26	20	22	20	23	10	22	249	194	Women
25		WALKEMEYER, Benjamin	123142	231	WA	25	(30)	19	25	(27)	25	26	19	27	16	13	252	195	
26		CAWLEY, Andrew	19	204	WA	(31)	29	20	22	17	22	23	(30)	21	26	20	261	200	
27		GLOVER, Dominic	168139	214	NSW	28	28	28	(30)	29	28	6	26	25	8	(32)	268	206	
28		GUPTA, Naren	159135	216	WA	(32)	25	25	26	28	27	27	21	24	(29)	28	292	231	
29		PETTERD, Zac	193146	223	TAS	26	23	(30)	27	23	24	30	22	(31)	28	30	294	233	
30		SUFFIELD, Jennifer	172244	227	WA	(29)	26	29	29	24	(31)	29	27	28	25	25	302	242	Women
31		THOMPSON, Taryn	188595	242	SA	30	(32)	27	31	32	32	28	28	30	(33)	26	329	264	Women
32		CHARLWOOD, Laura	148650	206	WA	(36)	31	31	32	31	29	(33)	31	32	20	31	337	268	Women
33		AINGE, Thomas	161192	201	WA	(35)	(38) DNF	33	33	30	30	32	33	33	31	29	357	284	
34		NEIGHBOUR, Taylor	176904	222	SA	20	20	26	(38) DNF	(38) DNC	38 DNC	38 DNC	38 DNC	38 DNC	38 DNC	38 DNC	370	294	Women
35		WILBORN, Ganesh	160280	232	WA	33	(38) DNF	32	34	(38) DNF	38 DNF	38 DNC	38 DNC	38 DNC	34	27	388	312	
36		WALKER, Tully	151951	240	WA	34	(38) DNF	(38) DNC	38 DNC	38 DNC	38 DNC	38 DNC	38 DNC	38 DNC	38 DNC	38 DNC	414	338	
37		MCMILLAN, Joe	190360	221	NSW	(38) DNC	(38) DNC	38 DNC	38 DNC	38 DNC	38 DNC	38 DNC	38 DNC	38 DNC	38 DNC	38 DNC	418	342	



Cicerello's



5 Jan 2009 13:29